


Starter: SCOPE AND SEQUENCE

UNIT	FUNCTIONS	GRAMMAR	VOCABULARY	PRONUNCIATION	READ, WRITE, & WATCH
1	HELLO!				PAGE 8
	Saying hello and goodbye Asking people's names Talking about your family Real English: See you later!	Am / Is / Are: <i>I'm, you're, she's, he's</i> Singular possessive adjectives: <i>my, your, his, her</i> Possessive 's: <i>Maya's</i>	Greetings Family members Classroom items	Contractions <i>I'm, you're, he's, she's</i>	Reading: My Family Writing: Describe Your Family Video: Families
2	WHERE ARE YOU FROM?				PAGE 20
	Talking about countries and nationalities Describing colors Describing country flags Real English: How about you?	Using where and from: <i>Where are you from? I'm from Brazil.</i> Plural possessive adjectives: <i>our, your, their</i> Using what and color: <i>What color is it? It's red.</i>	Countries, nationalities, and continents Colors Sport	<i>a and an</i>	Reading: Naomi Osaka Writing: A Famous Person Video: A Fast Race
3	WHAT'S THAT?				PAGE 32
	Talking about animals Counting from 1 to 12 Talking about singular and plural things Real English: Oh no!	Using demonstratives: <i>What's this? What's that?</i> <i>What are these? What are those?</i> Indefinite articles: <i>a and an</i> Singular and plural nouns: <i>cat, cats, pen, pens</i>	Animals Irregular plurals Numbers 1 to 12	Final s sounds	Reading: Amazing Chameleons Writing: An Animal Poster Video: The National Geographic Photo Ark
4	IT'S A CELEBRATION!				PAGE 44
	Learning the months of the year Learning numbers 13 to 100 Talking about special days Real English: Happy birthday!	Talking about dates and ages: <i>How old are you? I'm 15 years old.</i> <i>What's the date?</i> <i>When's your birthday?</i> <i>It's August 5th.</i> <i>What month is it? It's February.</i>	Seasons Numbers 11 to 100 Ordinal numbers	<i>th</i> sounds	Reading: Hanami Writing: Special Day Video: Festival of Colors
5	MY HOME				PAGE 56
	Talking about the rooms in a house Asking and saying where things are Real English: Here she is!	Using where and in: <i>Where is the dog?</i> <i>It's in the yard.</i> <i>Is the dog in the yard?</i> <i>Yes it is. No it isn't</i>	Rooms in a home Body parts	Linking words	Reading: A Tiny House Writing: Descriptive Paragraph Video: Strange Houses
6	WHAT TIME IS IT?				PAGE 68
	Learning the days of the week Telling the time Real English: What's up?	Expressions of time: <i>It's 8 o'clock.</i> <i>It's ten o eight.</i> <i>It's 6 p.m.</i> <i>Good morning. Good afternoon. Good evening. Good night.</i>	Expressions of time Times of day Days of the week	<i>ng</i> sounds	Reading: A Special Clock Writing: City Guide Video: Around the World

MEET THE *TIME ZONES* TEAM



This is **Maya Santos** from Rio de Janeiro, in Brazil. She's into music, singing, and shopping.

This is **Ming Chen** from Shanghai, in China. He likes sports and animals.

This is **Stig Andersson** from Stockholm, in Sweden. He loves food, photography, and sports.

This is **Nadine Barnard** from Cape Town, in South Africa. She loves nature, movies, and music.



PREVIEW

A 🎧 1.1 **Look at the photo and listen.** Circle the names.

- 1 Her name is **Mrs. Sato** / **Mrs. Tanaka**.
- 2 His name is **Ken** / **Mark**.

B 🎧 1.2 **Listen.** Circle the names.

- 1 He's **Mike** / **Chris**.
She's **Mia** / **Sofia**.
- 2 Her name is **Emily** / **Pamela**.
His name is **John** / **José**.

C **Talk with a partner.** Say hello.

Hi. My name's Lucy.

Hello, Lucy. I'm Fred.

PEOPLE AND PLACES

UNIT GOALS

- say hello and goodbye
- learn how to ask people's names
- talk about your family

LANGUAGE FOCUS

A 1.3 Listen and read. Talk with a partner. Say hello and goodbye.

REAL ENGLISH See you later!

Stig: Hello.

Nadine: Hi, I'm Nadine.

Stig: How do you spell that?

Nadine: N-A-D-I-N-E. What's your name?


Stig: My name's Stig.

Nadine: How do you spell that?

Stig: T-H-A-T. Ha ha! No, it's S-T-I-G.

Ming: Bye, Maya.

Maya: See you later, Ming!



B 1.4 Look at the chart. Then match.

AM / IS / ARE (TO BE SINGULAR)

I'm Stig. You're Nadine.

She's Maya. He's Ming.

HIS / HER / YOUR / MY (POSSESSIVE ADJECTIVES)

What's your name?	My name is Stig.
What's his name? What's her name?	His name is Ming. Her name is Maya.
What's my name?	Your name is Nadine.

'S (POSSESSIVE S)

Maya's family name is Santos.

- 1 I

2 She


3 You
- ☐ are ('re)

☐ am ('m)

☐ is ('s)

C 1.5 Listen and repeat.

ALPHABET						
Aa	Bb	Cc	Dd	Ee	Ff	Gg
Hh	Ii	Jj	Kk	Ll	Mm	Nn
Oo	Pp	Qq	Rr	Ss	Tt	Uu
Vv	Ww	Xx	Yy	Zz	<div>CAPITAL LETTERS</div> <div>Capital letters<ul style="list-style-type: none">StigMayaNadine</div>	

 16 Listen and write their names

D 1.6 Listen and write their names.



- 1

2
- 3

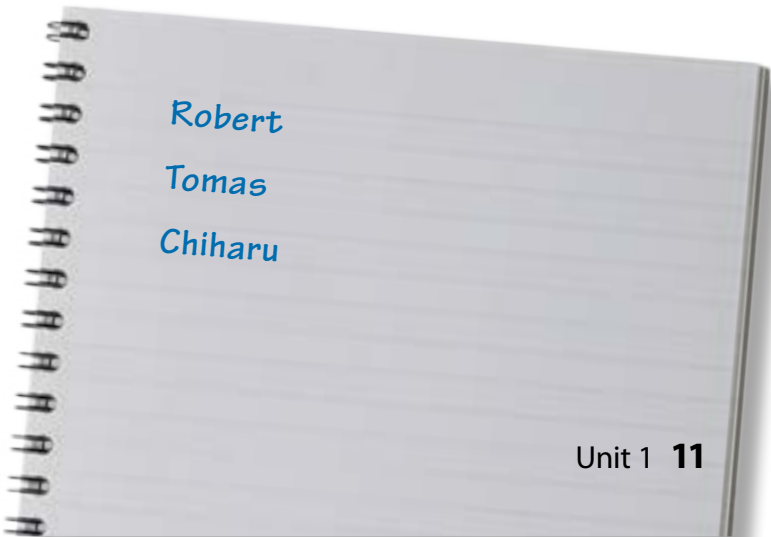
4

E Work with a partner. Write a list of people in your class.

What's your name?

My name's Sam.

How do you spell that?



GREETINGS







Two girls hug to say hello at a high school in New Jersey, USA.

A  1.7 **Match the parts of the conversation.** Listen and check. Then practice with a partner.

- | | | |
|--------------------------|-----------------------|---|
| Hi, my name's Ahmed. | <input type="radio"/> | <input type="radio"/> See you later. |
| Nice to meet you, Sarah. | <input type="radio"/> | <input type="radio"/> Hi, I'm Sarah. |
| Bye, Sarah. | <input type="radio"/> | <input type="radio"/> It's nice to meet you too, Ahmed. |

B  1.1 **Watch the video.** Match.


bow hug kiss shake hands wave fist bump

- | | | |
|---|---|---|
| 1  | 3  | 5  |
| 2  | 4  | 6  |

C **Talk with a partner.** How do you greet someone?

I wave and smile.

PRONUNCIATION *contractions*

 1.8 **Listen.** Circle the words you hear. Then listen again and repeat.

- | | |
|---------------------------------------|---|
| 1 I am / I'm Simon. | 3 He is / He's Ken. |
| 2 She is / She's Sofia. | 4 You are / You're Daniela. |

COMMUNICATION

Talk with a partner. Say hello and goodbye. Use a greeting from **B** on page 12.

Hi. My name's Maria.

Hello, Maria. Nice to meet you. I'm Wei.

Bye, Wei!

See you, Maria!

Two young men in Germany fist bump to say hello.

READING

A Look at the photo. What can you see?

- ☐ a family
- ☐ a house
- ☐ a car

B Read the article. Underline the names.



Sarah and her family

MY FAMILY

1.9 Here is my **family**. My name is Sarah. My **brother** is Andy. I'm his **sister**.

My **mom's** name is Heidi. My **dad's** name is Peter.

COMPREHENSION

A Read *My Family* and complete the chart.

PICTURE	NAME
	Sarah


B Work with a partner. Ask about the photo.

What's his name?

His name's ...

VOCABULARY

A Find these words in *My Family*. Then match the labels below.



dad brother sister mom

- 1

my _____
- 2


_____ *me* _____
- 3

- 4


- 5

- 6


B Look at the illustration. Then label the pictures.




- 1




- 3




- 5




- 7




- 2



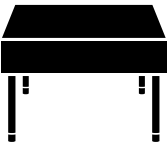
- 4



- 6



- 8



WRITING

- A Look at the photo and read the paragraph.
- B Think about your family. Write your names.
- C Write a paragraph about your family.



FAMILIES

Before You Watch

Look at the photo. Who do you see?

- ☐ sisters ☐ brothers ☐ dad ☐ mom

While You Watch

A ▶ 1.2 Watch the video. Circle the correct answers.

- 1 Ana has a **dad** / **mom**.
- 2 Sonia has a **sister** / **brother**.

B ▶ 1.2 Watch again. Are these sentences true (T) or false (F).

- | | | |
|-------------------------------------|---|---|
| 1 Ana has a brother. | T | F |
| 2 Sonia's mom's name is Veena. | T | F |
| 3 Josh's brother's name is Sanjeet. | T | F |
| 4 Josh has sisters. | T | F |

After You Watch

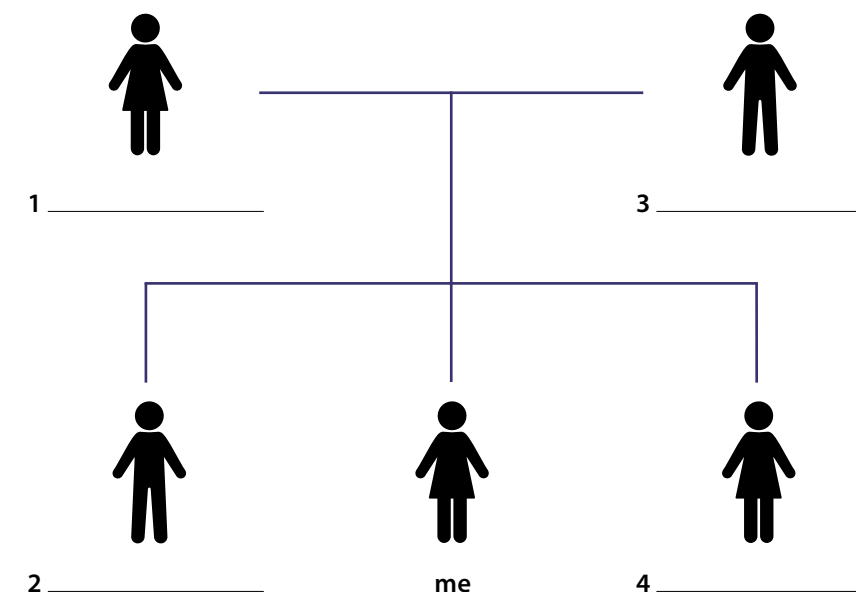
Talk with a partner. Talk about your family.

Ana and her family.


A Circle the correct words.

- 1 His name **is** / **are** John.
- 2 She **is** / **are** my sister
- 3 A: What **is** / **are** your name?
B: My name **is** / **are** Mary.
- 4 How do you **say** / **spell** that?
- 5 **Ming's** / **Ming is** last name is Chen.

B Label the people in the family.



C Label the pictures.



SELF CHECK Now I can ...

- ☐ say hello and goodbye
- ☐ ask someone's name
- ☐ talk about my family.

HELLO!

Friends hug to say hello in
New York, the United States.

PREVIEW

A Complete the conversation. Use the words in the box.

Hi I'm spell Bye name What's

Kate: Hello. ¹ _____ Kate. ² _____ your name?

Rob: ³ _____, Kate. My ⁴ _____ is Rob.

Kate: How do you ⁵ _____ that?

Rob: R-O-B

Kate: Bye, Rob.

Rob: ⁶ _____, Kate.

B Write the missing words in 1–4. Use **am**, **is**, or **are**. Then rewrite the sentences using contractions.

I ¹ <u>am</u> Stig.	⁵ <u>I'm Stig.</u>
She ² _____ Maya.	⁶ _____
He ³ _____ Ming.	⁷ _____
You ⁴ _____ Nadine.	⁸ _____

LANGUAGE FOCUS

A Write questions and answers.



1 A: What's his name?

B: His name is Ming.



2 A: _____

B: _____



3 A: _____

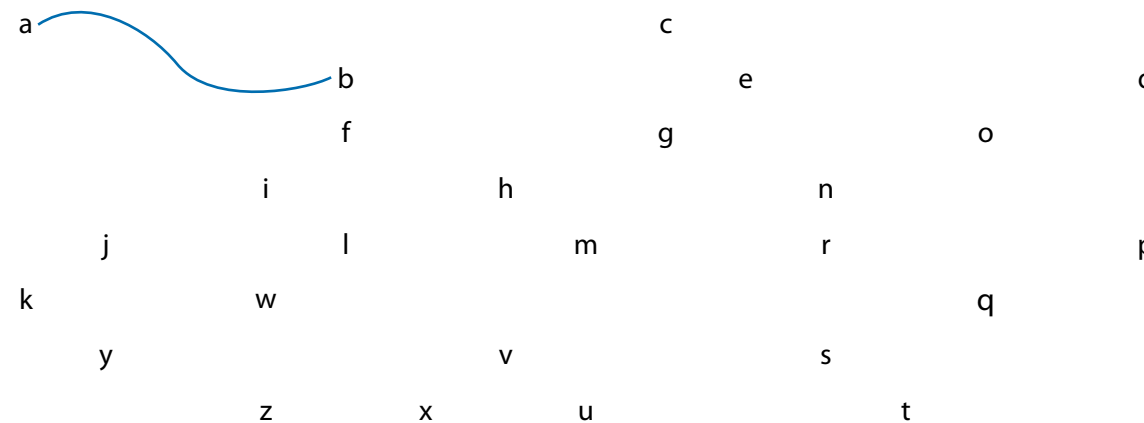
B: _____



4 A: _____

B: _____

B Join the letters of the alphabet in the correct order.



C Rewrite the conversation with the correct capital letters.

1 A: hi. my name's rosa. what's your name? _____

B: hello. i'm michael. _____

2 A: bye, rosa. _____

B: bye, michael. _____

GREETINGS

Label the photos. Use the words in the box.

bow fist bump hug kiss shake hands wave



1 _____



4 _____



2 _____



3 _____



5 _____



6 _____

VOCABULARY

A Complete the labels.

1 My family.

2 _____.
_____ Tom.

3 _____.
_____ Sophie.

4 My mom.
Her name is Emma.

5 _____.
_____ Lucas.

6 Me



B Match.

1 ○

○ pen

4 ○

○ eraser

2 ○

○ chair

5 ○

○ computer

3 ○

○ book

6 ○

○ pencil

C Find the words in the box. Circle the items in the picture.

Maya's chair
Ming's eraser

Nadine's chair
Stig's desk

Nadine's computer
Ming's pen

Maya's book
Stig's paper

