



Look!  
p. 4

Words	Numbers 1–10, colors, <i>big, small</i>
Grammar	<i>Hello! What's your name? My name's Xi.</i> <i>How old are you? I'm six.</i> <i>How are you? I'm fine, thanks.</i>


1  
Things for School  
p. 9

Words	Grammar	Skills	Phonics
 <i>bag, book, crayon, eraser, pen, pencil, pencil case, ruler</i> Reading: <i>poster, board, chair, desk</i>	<i>What's this? It's a pen.</i>  <i>What's this? Is it a classroom? Yes, it is. / No, it isn't.</i>	Read about a classroom.  ▶ Listen and learn about things for school in other countries.  Speak, draw, and write about your own things for school.	Words starting: <b>Aa:</b> <i>apple</i> <b>Cc:</b> <i>carrot</i> <b>Bb:</b> <i>bag</i> <b>Dd:</b> <i>desk</i>  <b>VALUE</b> Take care of your school things.


2  
Toys  
p. 17

 <i>ball, bat, doll, game, kite, plane, teddy bear, train</i> Reading: <i>marble, favorite, fun</i>	<i>This is my train. This is my game.</i>  <i>Is this your book? Yes, it is. / No, it isn't.</i>	Read about marbles.  ▶ Listen and learn about toys in other countries.  Speak, draw, and write about your own toys.	Words starting: <b>Ee:</b> <i>elephant</i> <b>Ff:</b> <i>fish</i> <b>Gg:</b> <i>goat</i> <b>Hh:</b> <i>horse</i>  <b>VALUE</b> Share your toys.
--	--	---	---


3  
People  
p. 29

 <i>boy, girl, student, classmate, friend, man, woman, teacher</i> Reading: <i>museum, dinosaur, trip</i>	<i>He's a boy. He's my classmate. She's a girl. She's my friend.</i>  <i>Is he a teacher? No, he isn't. Is she your friend? Yes, she is.</i>	Read about a school trip.  ▶ Listen and learn about famous paintings.  Speak, draw, and write about people at school.	Words starting: <b>Ii:</b> <i>insect</i> <b>Jj:</b> <i>jellyfish</i> <b>Kk:</b> <i>kiwi</i> <b>Ll:</b> <i>lamp</i>  <b>VALUE</b> Make friends at school.
---	--	---	--


4  
My Family  
p. 37

 <i>grandpa, grandma, dad, mom, uncle, aunt, baby, me, cousin</i> Reading: <i>middle, birthday party, birthday cake</i>	<i>I have a grandpa. I don't have a sister.</i>  <i>Her name is Armeta. His name is Victor.</i>	Read about a birthday party.  ▶ Listen and learn about cartoon families in other countries.  Speak, draw, and write about your family.	<b>Mm:</b> <i>mom</i> <b>Nn:</b> <i>nose</i> <b>Oo:</b> <i>orange</i> <b>Pp:</b> <i>pencil</i>  <b>VALUE</b> Give things to your friends.
--	---	--	--

5  
My Body  
p. 49


 <i>leg, foot, mouth, eye, head, ear, arm, hand</i> Reading: <i>skeleton, hair, body, face</i>	<i>This is my head. These are my hands.</i>  <i>He has brown hair. She doesn't have blue eyes.</i>	Read about face paint.  ▶ Listen and learn about festivals in other countries.  Speak, draw, and write about the color of your eyes and hair.	<b>Qq:</b> <i>queen</i> <b>Rr:</b> <i>rabbit</i> <b>Ss:</b> <i>sofa</i> <b>Tt:</b> <i>table</i> <b>Uu:</b> <i>umbrella</i>  <b>VALUE</b> Be active.
---	--	---	---

6  
Homes  
p. 57


 <i>bathroom, bedroom, kitchen, living room, bed, cabinet, shower, TV</i> Reading: <i>house, clock, water</i>	<i>Where's the sofa? It's in the living room.</i>  <i>The table is next to the bed. The game is on the bed. The bedroom is under the water.</i>	Read about a bedroom under water.  ▶ Listen and learn about houses in other countries.  Speak, draw, and write about your own home.	<b>Vv:</b> <i>violin</i> <b>Ww:</b> <i>wall</i> <b>Yy:</b> <i>yogurt</i> <b>Zz:</b> <i>zebra</i> Also: <b>Xx:</b> <i>box</i>  <b>VALUE</b> Play with your friends.
--	---	---	--

Function 2 Classroom language 2 p. 65 ▶ School Trip 2 Animals on the Savanna, Africa p. 66 Review 3: Units 5–6 p. 68


7  
My Town  
p. 69

Words	Grammar	Skills	Phonics
 <i>library, park, playground, store, street, swimming pool, town center, zoo</i> Reading: <i>real, model, tiny, flower</i>	<i>There's a store on the street. There's a library in the town center.</i>  <i>There's a tree in the park. There are houses next to the park.</i>	Read about a model town.  ▶ Listen and learn about towns and cities in other countries.  Speak, draw, and write about your own town or city.	CVC sounds with <b>a</b> as in <i>bag, bat, jam, man, map</i>  <b>VALUE</b> Love your town.


8  
On the Farm  
p. 77

 <i>bee, bird, chicken, cow, dog, donkey, duck, sheep</i> Reading: <i>pen, farmer, food</i>	<i>A dog can run. A cat can't swim.</i>  <i>Can you see the lamb? Yes, I can. Can a duck talk? No, it can't.</i>	Read about a trip to a farm.  ▶ Listen and learn about farms in other countries.  Speak, draw, and write about your favorite farm animals.	CVC sounds with <b>e</b> as in <i>bed, leg, pen, pet, yes</i>  <b>VALUE</b> Be kind to animals.
--	--	--	---


9  
My Clothes  
p. 89

 <i>dress, jeans, pants, shirt, shoes, skirt, socks, T-shirt</i> Reading: <i>scarecrow, happy, boots, hat, gloves</i>	<i>Are these your shoes? Yes, they are. Are these your pants? No, they aren't. What color is his hair? It's yellow. What color are his eyes? They're black.</i>	Read about a scarecrow.  ▶ Listen and learn about uniforms in other countries.  Speak, draw, and write about your clothes.	CVC sounds with <b>i</b> as in <i>big, bin, lip, sit, six</i>  <b>VALUE</b> Wear clean clothes.
---	---	--	---


10  
Eat and Drink  
p. 97

 <i>banana, bread, candy, lemon, milk, potato, rice, tomato, water</i> Reading: <i>lunch, tray, terrible, great</i>	<i>I like bananas. I don't like rice. Do you like apples? Yes, I do. They're great. / They're OK. Do you like milk? No, I don't. It's terrible. / It's OK.</i>	Read about lunch at school.  ▶ Listen and learn about food in other countries.  Speak, draw, and write about your favorite food.	CVC sounds with <b>o</b> as in <i>dog, dot, fox, mop, nod</i>  <b>VALUE</b> Eat good food.
--	--	--	--

11  
Beach Vacations  
p. 109

 <i>beach, beach ball, boat, ice cream, sand, sandcastle, ocean, shell, sun hat</i> Reading: <i>mask, breathe, snorkel, flippers</i>	<i>There isn't a sun hat on my head. There aren't boats in the ocean.</i>  <i>Is there a boat in the water? No, there isn't. Are there fish in the water? Yes, there are.</i>	Read about vacation time at the beach.  ▶ Listen and learn about beaches in other countries.  Speak, draw, and write about what you can do at the beach.	CVC sounds with <b>u</b> as in <i>bus, cup, bug, jug, run</i>  <b>VALUE</b> Play outside in the sun.
---	---	--	--

12  
Free Time  
p. 117

 <i>fly a kite, make a cake, paint a picture, play a game, play soccer, read a book, sing a song, write a story</i> Reading: <i>hot, paper, swing</i>	<i>Let's fly a kite. Great idea! Let's play soccer. No!</i>  <i>We're in the park. We're on the beach. We aren't at school.</i>	Read about a trip to the park.  ▶ Listen and learn about free-time activities in other countries.  Speak, draw, and write about activities you can do today.	Review of CVC sounds as in <i>hat, red, kid, hot, sun</i>  <b>VALUE</b> Use your time well.
--	---	--	---

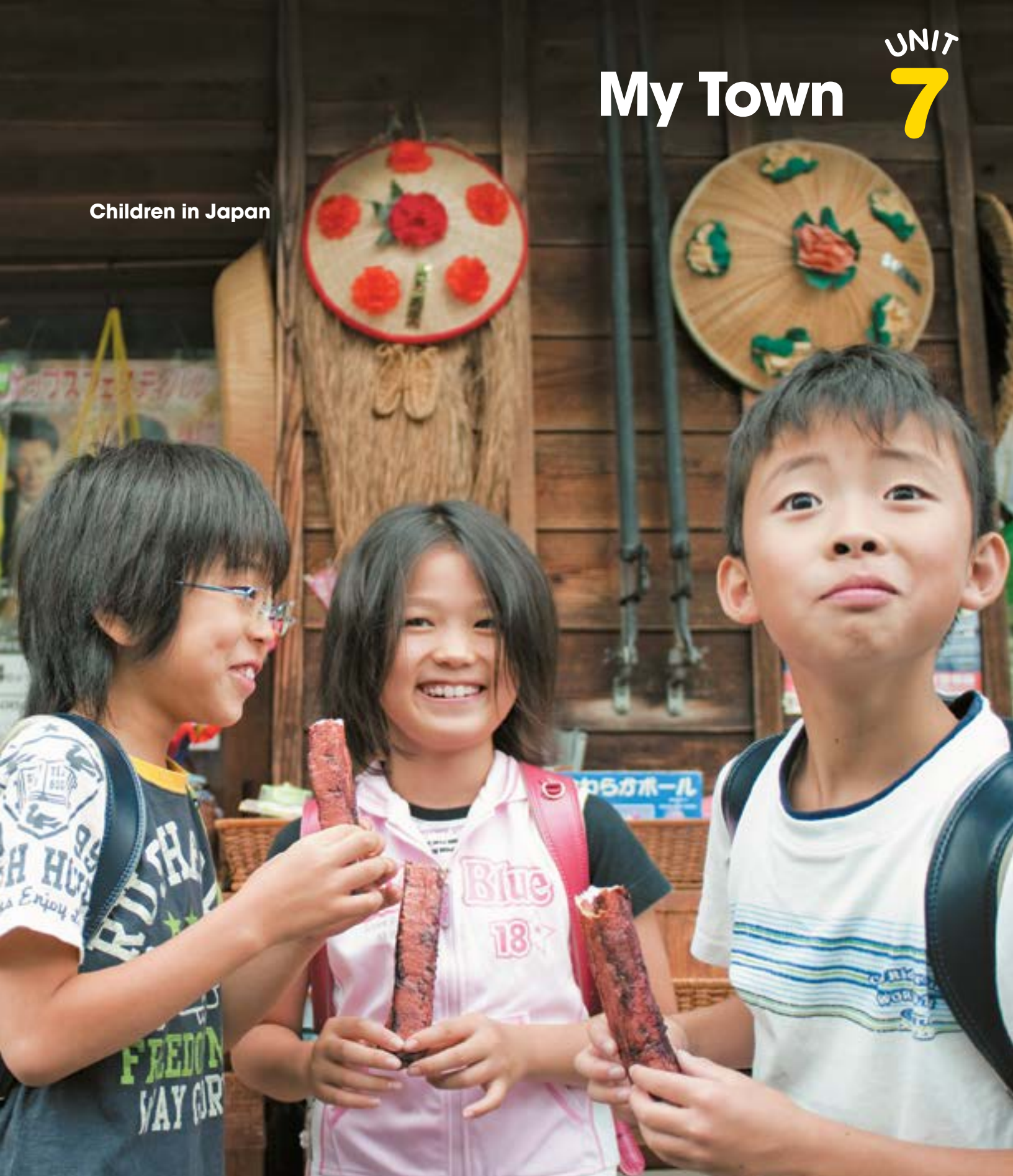
Game 3 p. 125 Reading Extra 3 Colors p. 126 Review 6: Units 11–12 p. 128

Look Further

One More Look p. 129 ▶ BONUS School Trip International Kite Festivals p. 130  
BONUS Reading Extra What's an Elephant? p. 132 BONUS Game p. 134



## Children in Japan



Look at the photo. What can you see?



# LESSON 1 Words

1 Listen and point. TR: 101



library



park



playground



store



street



swimming pool



town center



zoo

2 Listen and repeat. TR: 102

3 Point and say.

It's a street.

It's a library.

# LESSON 2 Grammar



1 Listen and chant. TR: 103

There's a street, a street, a street in the town.  
There's a store, a store, a store on the street.  
There's a girl, a girl, a girl in the store.  
There's a store, a store, a store on the street.  
There's a street, a street, a street in the town.

2 Listen and read. TR: 104

There's a store on the street.  
There's a library in the town center.

3 Write.



1. There's a swimming pool in the park.
2. \_\_\_\_\_'s a store on the street.
3. \_\_\_\_\_ a girl in the store.
4. \_\_\_\_\_ a boy on the playground.



# LESSON 3 Reading

1 Listen and repeat. TR: 105

real model tiny flower

2 Listen and read. TR: 106

Look at the photo! It's a town. Is it a **real** town? No, it isn't. It's a **model**. It's a toy town. The houses and stores are small. They're **tiny**!

Can you see the boy? He's real. Can you see the **flowers**, too? They're big and yellow. Are they real—or are they models?

Look at the trees. Are they big or small? They're models.

This model town is cool!

3 Read again. Complete the sentences.




1. This town is a model.
2. The \_\_\_\_\_ and stores are small.
3. The \_\_\_\_\_ is real.
4. The \_\_\_\_\_ are yellow.
5. The \_\_\_\_\_ are small.

# LESSON 4 Grammar

1 Listen and read. TR: 107

There's a tree in the park.  
There are houses next to the park.

2 Write *There's* or *There are*.



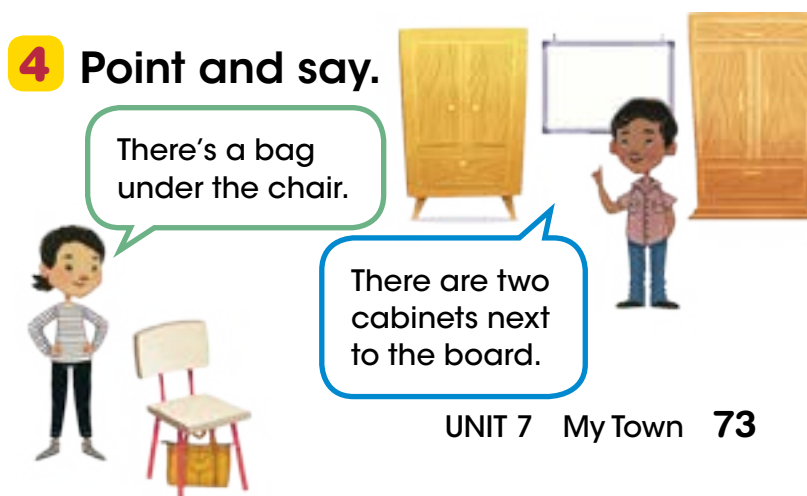
1. There's a museum on the street.
2. \_\_\_\_\_ trees in the park.
3. \_\_\_\_\_ a playground next to the swimming pool.
4. \_\_\_\_\_ stores in the town center.

3 Listen and draw. TR: 108

4 Point and say.

There's a bag under the chair.

There are two cabinets next to the board.





**1** Listen and read. 🎧 TR: 109

**2** Listen and sing. 🎧 TR: 110 and 111

**3** Sing and act. 🎧 TR: 112

*Chorus*

***This is my town!  
Let's look around!***

**In the town center,  
there's a pool.  
And next to the library,  
that's my school!**

*Chorus*

**There's a playground,  
and there's a zoo  
with monkeys and elephants  
and zebras, too!**

*Chorus*

**Here in the park,  
what can you see?  
There are paths and fences,  
and gardens with trees.**

*Chorus*

**VALUE** Love your town.  
Workbook, Lesson 6

**1** Listen, point, and repeat. 🎧 TR: 113



**bag**



**bat**



**jam**



**man**




**map**

**2** Listen, chant, and circle. 🎧 TR: 114

**There's a man with a map.  
There's jam in the house.  
There's a blue and brown bag.  
There's a bat in the house.**

**3** Listen and find. Write the word. 🎧 TR: 115






**1** Watch and match. Write the numbers.  Video 9



**2** Your turn! Ask and answer.



**3** Draw and say.

