

Easy Fun Reading

3



Contents

Unit 1	Hello!	4
Unit 2	Cute!	8
Unit 3	Draw and Color	12
Unit 4	Falling	16
Unit 5	Phones	20
Unit 6	My Friend	24
Unit 7	Oops!	28
Unit 8	Anytime	32
	Review 1	36
Unit 9	Dinner	40
Unit 10	Roxy	44
Unit 11	Max's Birthday	48
Unit 12	Splat!	52
Unit 13	Shoes	56
Unit 14	Ice Cream	60
Unit 15	Wow!	64
Unit 16	Too Hot	68
	Review 2	72

Unit

1

New Words

Track 02




goodbye



fall



ground



grow

Word Watch

Circle and read these words.

bird

down

tree

Hello!


Tracks 03-04

“Goodbye,
Momma Tree!”

I fall down.

“Hello, Bird!”

I fly up high.




“Goodbye, Bird!”

I fall down.




“Hello, **Ground!**”




I **grow** tall!




Check It

Check (✓) the correct answers.

1 The  says, “   , Momma Tree!”


2 The  falls  .

3 What does the  do?

☐ It runs fast. ☐ It grows tall.


Learn It

Circle and write.




gr ou nd
ow

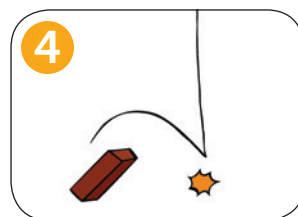
ground



g ou dbye
oo



gr ol
ow



fa ll
ld

Say It


Match and say.

1 She falls down.

2 The birds fly up high.

3 They say, "Goodbye, Mom!"

4 He grows tall!



Know It

Listen and check (✓).

Track 05


1



a ☒

b ☐

2



a ☐


b ☐

Review 1

Vocabulary Review

A. Match and say.

1



2



3



4



mouth

arm

head

text

winter

night

ground

help

5



6



7



8



B. Circle the correct words.

1



phone / afternoon

2



goodbye / wing

3



morning / cute

4



frown / call

5



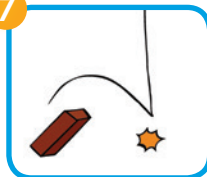
friends / fat

6



purple / panda

7



snow / fall

8




beak / put on

Reading Review

A. Read the story. Then number the pictures in order from 1 (first) to 3 (last).

I Can Draw!

I draw a baby zebra.
I color it black and white.
I draw a fat panda.
I color it black and white, too.
I draw a monkey with a big mouth.
I color it brown.
I draw a giraffe with a big head.
I color it yellow and brown.
I can draw anything!



B. Read the story again. Circle **T** for true or **F** for false.

① The baby zebra is black and white.

☒ T F

② The monkey has a big mouth.

T F

③ The panda is yellow and brown.

T F

Speaking Review

Talk with a partner. Ask and answer.

1 Which is cuter?



monkey
panda



toucan
zebra



octopus
cat



rat
giraffe



snake
bird



baby panda
baby giraffe

I think the monkey is cuter!

2 How many beaks do birds have?



beaks
birds



legs
octopuses



arms
monkeys



wings
toucans



mouths
zebras



noses
pandas

They have one beak.

3 What are you doing?



frowning



calling a
friend



helping my
grandma



skating



texting
my dad



putting on
my glasses

I'm frowning!

Writing Review

Trace, write, and connect the dots.


skating

evening

frown

fall

It is
Joe goes
He doesn't
down.
He doesn't
He is happy!



Fun Review

Show It!

- Look through Units 1 through 8 in your book. Choose one of the “New Words” that you want to draw.
- When your teacher calls you, go to the board. Draw one line or part of the picture you have in mind. The class will try to guess the word.
- If the class does not guess the word, draw another line or part. Continue until the class guesses your word!

