



# Fun Reading

Casey Malarcher


1

# Contents

<b>Unit 1</b>	The Strange Crayon .....	4
<b>Unit 2</b>	Bad to Good to Great .....	8
<b>Unit 3</b>	Bear and Rabbit .....	12
<b>Unit 4</b>	Cats or Dogs? .....	16
<b>Unit 5</b>	Help the Princess! .....	20
<b>Unit 6</b>	The Hiding Game .....	24
<b>Unit 7</b>	Lost in the Woods .....	28
<b>Unit 8</b>	Look at the Stars .....	32
	<b>Review 1</b> .....	36
<b>Unit 9</b>	Time to Sing .....	40
<b>Unit 10</b>	Kitty's Bath .....	44
<b>Unit 11</b>	A Book Before Bed .....	48
<b>Unit 12</b>	Sailing .....	52
<b>Unit 13</b>	A Good Dinner .....	56
<b>Unit 14</b>	Making Music Together .....	60
<b>Unit 15</b>	Pumpkins and Nuts .....	64
<b>Unit 16</b>	Rainbow Flowers .....	68
	<b>Review 2</b> .....	72

## Words to Know

Track 02



crayons



decide



green



smile



strange

## The Strange Crayon

Tracks 03-04



## Warm Up

Name three things  
that you draw well.

Find It!

Where are the pink  
and yellow crayons?





Tina finds an old crayon box.

All the **crayons** in the box look new.

There is also one **strange** crayon.

It is very long and green.

Tina **decides** to draw a frog with the strange **green** crayon.

After drawing the frog, it jumps out of the picture!

Tina **smiles** and thinks.

What can she draw next?



## After Reading

### A. Choose the best answer.

1 What is the reading about?

- a. Drawing with magic
- b. A frog in a box
- c. Crayons that change colors

2 What is true about the green crayon?



a. It is strange.



b. The frog has it.



c. It jumps.

3 Tina (gets up / laughs / smiles) and thinks about what to draw next.

### B. Write the words in the correct places.

decides

strange

smiles

green

crayons



- 1 A girl finds a box of \_\_\_\_\_.
- 2 One of the crayons is \_\_\_\_\_.
- 3 It is a long \_\_\_\_\_ crayon.
- 4 The girl \_\_\_\_\_ to draw a frog.
- 5 She \_\_\_\_\_ when the frog jumps out of the picture!



# Practice It

A. Listen, repeat, and write the letter. **Track 05**

1




2




3




B. Write the words in the correct places.

crayon  
frog

smile  
green

decide  
strange

Things

1 \_\_\_\_\_ 2 \_\_\_\_\_

What Things Do

3 \_\_\_\_\_ 4 \_\_\_\_\_

How Things Look

5 \_\_\_\_\_ 6 \_\_\_\_\_


# Review 1

## Vocabulary Review

A. Write the correct word. Two (2) words will not be used.

basket   crayon   fruit   juice   nap   rope   tent   tea

1




\_\_\_\_\_

2




\_\_\_\_\_

3




\_\_\_\_\_

4



\_\_\_\_\_

5



\_\_\_\_\_

6



\_\_\_\_\_

B. Match the meaning to the correct word.

- |                                   |   |               |
|-----------------------------------|---|---------------|
| 1 a kind of monster               | • | • a. common   |
| 2 to speak in a loud way          | • | • b. dragon   |
| 3 a king's daughter               | • | • c. high     |
| 4 to move your head for "yes"     | • | • d. nod      |
| 5 far up                          | • | • e. princess |
| 6 not hard to find in many places | • | • f. yell     |

## Reading Review

- A. Read the passage. Then number the pictures in order 1 (first) to 3 (last).

Tom and his grandmother go for a walk.

Tom falls down in the woods.

He hurts his arm.

Tom's grandmother takes him to the doctor.

The friendly doctor puts a bandage on Tom's arm.

Tom says thank you and smiles at the doctor.



- B. Read the passage again. Circle **T** for true or **F** for false.

- 1 Tom walks to his grandmother's house in the woods.

T F

- 2 Tom thinks that the doctor is strange.

T F

- 3 The doctor does not tie a bandage on Tom's head.

T F



## Speaking Review

A. Write the words in the correct places. Two (2) words will not be used. Then practice the dialog with a partner.

amazing  
movie

decide  
Of course

favorite  
Princess

guess  
Star

A: Did you see the new Star Princess ①\_\_\_\_\_?

B: Yes, I did. It was ②\_\_\_\_\_!

A: Really? Is that your ③\_\_\_\_\_ movie now?

B: I can't ④\_\_\_\_\_ if I like the new movie more than the old one.

A: I ⑤\_\_\_\_\_ you like the Star Princess books, too.

B: ⑥\_\_\_\_\_ I do!



B. Talk with a partner. Ask and answer the questions below.

- ① Who has on something green today?
- ② Where did someone in your family get lost?
- ③ What time do you usually go to bed?
- ④ Where is the best place to hide in your house?

## Writing Review

### A. Complete the sentences. Use your own ideas.

- 1 Above my head is \_\_\_\_\_.
- 2 Shooting stars are \_\_\_\_\_.
- 3 Follow me, and I can show you \_\_\_\_\_.

### B. Answer each question with a complete sentence.

- 1 Does it sometimes snow in the winter?

\_\_\_\_\_

- 2 What kind of trick can a dog do?

\_\_\_\_\_

- 3 Will rain water ruin your clothes?

\_\_\_\_\_

## Fun Review



### Picture This!

- Look through Units 1 through 8 in your book. Choose one of the "Words to Know" that you want to draw.
- When your teacher calls you, go to the board. Draw one line or part of the picture you have in mind. The class will try to guess the word.
- If the class does not guess the word, draw another line or part. Continue until the class guesses your word!