





Contents

	<h2>My Favorite Sport</h2>	8
	<p>Objective Explaining what you have and what you can do</p> <p>Writing Tip He has a helmet and a racket.</p>	
	<h2>A Good Place to Meet</h2>	14
	<p>Objective Emailing directions to a location</p> <p>Writing Tip It is in front of the bakery.</p>	
	<h2>A Great Place to Go</h2>	20
	<p>Objective Reporting routine habits during vacation time</p> <p>Writing Tip I swim until 5 o'clock.</p>	
	<h2>Look at This Picture</h2>	26
	<p>Objective Describing the scene in a photo</p> <p>Writing Tip I am playing at the beach.</p>	



I Don't Feel Well

32

Objective Suggesting actions when sick

Writing Tip I **should** go to the doctor.



In the Garden

38

Objective Listing a process for growing something

Writing Tip I **use** gloves **to plant** the seeds.



My Dream Vacation

44

Objective Imagining future actions while traveling

Writing Tip I **will** eat interesting foods.



It Was a Good Day

50

Objective Describing past actions on one day

Writing Tip I **walked** to the park on Friday.

How to Use This Book

Writing Time is a fun, kid-friendly, three-book beginner series for elementary school students. It emphasizes a guided, model-writing approach to build the writing skills of English language learners. Each unit features writing questions with sample answers that present useful vocabulary and helpful sentence patterns for students to copy to create their own paragraphs. Students learn how to organize their thoughts, put sentences together, and edit their writing. Students who complete this series will develop stronger writing skills and gain confidence in their ability to communicate through writing.

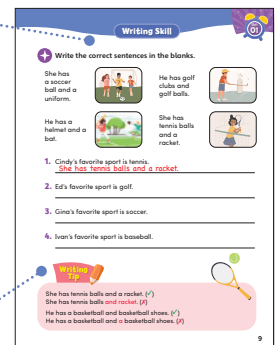
New Words

The first part of the page introduces useful vocabulary. Key words related to the unit's topic should be matched with pictures that provide context for vocabulary learning. Students should complete this activity on their own and then check their answers with a partner.



Writing Skill

This page gives a simple pattern-practice activity for students to review a grammar structure useful for completing the final writing task of the unit. The easy substitution of target vocabulary can suggest creative personalization for the target pattern.



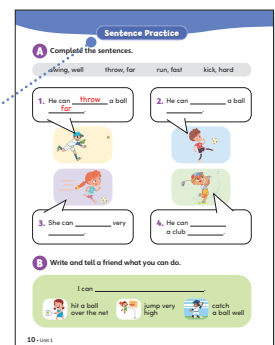
Writing Tip

A helpful tip at the bottom of the page reinforces student understanding of proper usage of the fundamental grammar point.



Sentence Practice


This page provides additional vocabulary items that can be used in the unit's target sentence structures. Here students practice grammar and writing as well as speaking. The goal of this page is for students to genuinely start generating their own ideas. If time permits, allow students to talk in small groups and create their own sentences.



Model Writing

Here students read a model passage about the unit’s topic. Encourage students to read the passage aloud.

After reading, students review the passage while studying the structure of the passage. They match guiding questions with sentences from the passage and write answers using words from the passage. This activity helps learners gain confidence and fluency in writing.




Writing Practice

This page provides students alternative samples of ideas for writing passages. Here students get additional practice with the unit's vocabulary and sentence patterns.

Activity A reintroduces the guiding questions from **Model Writing**. Here, students should match the questions with the correct words or phrases. For Activity B, students write the given words or phrases that correctly answer each of the guiding questions.



On the last page of the unit, Activity C wraps up **Writing Practice** by having students choose content from Activity A or B to complete sentence prompts that create a passage.



Fix It

The last activity in the unit practices students' editing skills. Throughout the series, these activities train students to watch out for careless mistakes of spelling, capitalization, punctuation, word choice, and grammar.



Your Writing

In Activity A, students choose words and phrases related to the unit's topic to use in their own writing. Activity B then guides students to use their choices from Activity A in writing sentences. Then in Activity C, students refer to Activity B to complete sentence prompts to write about their own experiences or opinions.

Workbook



My Favorite Sport

New Words



Write two words under the correct pictures.

baseball
golf

bat
net

uniform
racket

club
soccer

1.



soccer

uniform


2.



3.



4.





Write the correct sentences in the blanks.

She has
a soccer
ball and a
uniform.



He has golf
clubs and
golf balls.



He has a
helmet and a
bat.



She has
tennis balls
and a
racket.



1. Cindy's favorite sport is tennis.
She has tennis balls and a racket.

2. Ed's favorite sport is golf.

3. Gina's favorite sport is soccer.

4. Ivan's favorite sport is baseball.

**Writing
Tip**



She has tennis balls and a racket. (✓)

She has tennis balls **and racket**. (✗)

He has a basketball and basketball shoes. (✓)

He has a basketball and **a** basketball shoes. (✗)



Sentence Practice

A Complete the sentences.

swing, well

throw, far

run, fast

kick, hard

1. He can throw a ball far.



2. He can _____ a ball _____.



3. She can _____ very _____.



4. He can _____ a club _____.



B Write and tell a friend what you can do.

I can _____.



hit a ball
over the net



jump very
high



catch
a ball well



Read Brad's writing and answer the questions.

I love sports.

My favorite sport is baseball.

I play baseball with my friends.

I have a baseball bat and a helmet.

I can hit the ball hard.

I can also throw the ball far.

I want to become
the best baseball player.



Brad

1. What is your favorite sport?

My favorite sport is baseball

2. Who do you play it with?

I play it with

3. What do you have?

I have and

4. What can you do?

I can the ball


5. What else can you do?

I can also the ball

6. What do you want to become?

I want to become the best

Writing Practice



A Look at picture A and match.

- | | | |
|---------------------------------|---|-----------------------------|
| 1. What is your favorite sport? | • | a. (also) run very fast |
| 2. Who do you play it with? | • | b. soccer |
| 3. What do you have? | • | c. kick the ball well |
| 4. What can you do? | • | d. soccer player |
| 5. What else can you do? | • | e. my brothers |
| 6. What do you want to become? | • | f. a soccer ball, a uniform |

B Look at picture B and write the answers.

golf clubs, golf balls
(also) hit a golf ball hard

golf
my mom

swing a golf club well
golfer

1. What is your favorite sport?

golf

2. Who do you play it with?

3. What do you have?

4. What can you do?

5. What else can you do?

6. What do you want to become?



C Use the answers from **A** or **B** to complete the sentences.

1. My favorite sport is _____.
2. I play _____ with _____.
3. I have _____ and _____.
4. I can _____.
5. I can also _____.
6. I want to become the best _____.

Fix It

★ There are some mistakes. Rewrite the sentences correctly.

1. Mine favorite sport is tennis.
My favorite sport is tennis.
2. I have a tennis racket, and tennis balls.

3. i can hit a tennis ball over the net.

