

Early Listeners

Jenna Myers



1

Contents

 Unit 1	Hello!	8
	What's your name? How do you spell that?	
 Unit 2	It's a circle.	14
	What shape is it? What color is it?	
 Unit 3	How many are there?	20
	Do you have a ruler? There are four erasers.	
 Unit 4	This is my family.	26
	Do you have any sisters? How old is she?	

 Unit 5	Are you tall?	32
	What color are your eyes? I have red hair.	
 Unit 6	Today is Monday.	38
	What day is today? When is your party?	
 Unit 7	What is your favorite sport?	44
	My favorite sport is tennis. I like to watch golf on TV.	
 Unit 8	What are their jobs?	50
	She is a police officer. What do your parents do?	

Unit 9	Can you play the guitar?	56
	I play the drums. What musical instruments do you play?	
Unit 10	Do you have any pets?	62
	Yes, I have a cat. I want a puppy.	
Unit 11	My favorite subject is math.	68
	Why do you like it? What class do you have next?	
Unit 12	How do you feel?	74
	I feel fine. What's wrong?	



How to Use This Book

Early Listeners is a three-book series designed to develop the natural ear and accent of budding students as they move from the beginning to high beginning levels of English. Each unit in *Early Listeners* features distinct listening opportunities including short and long conversations, monologs, and videos. Each book in the *Early Listeners* series includes over 100 minutes of audio and video for learners to use as they improve their language skills.

Warm Up

The three activities on this page introduce some of the vocabulary and sentence structures that students will hear throughout the unit.

This page provides an opportunity to talk about the theme of the unit. Teachers can ask students about what they see, what they hear, and what they predict the rest of the unit will contain.



Practice

These two activities provide practice in both listening for details and listening for ideas. The activities are building blocks for what will be heard in the rest of the unit.

Listening 1 & 2

The **Word Focus** sections highlight key words and/or phrases that will be heard in the listening passages. Students get a chance to hear these words individually and within sample sentences before they hear them used in the main conversation/monolog.

Listening 1 is a conversation between two speakers. It is followed by two different types of listening for details exercises.

Listening 2 is a monolog. It is followed by a listening for detail comprehension exercise.

Both **Listening 1** and **Listening 2** build on the language introduced in the previous activities. Both pages end with **Close Up** grammar segments that clarify important points or highlight useful information.



Listening 3

The **Listening 3** section features a video conversation between two speakers which allows learners to observe the interaction of the speakers while listening to the conversation. It uses a slightly different approach to review language from the unit. It is followed by two different listening for detail exercises.

The last exercise on the page allows students to role-play both sides of the conversation using a follow-up video.

In addition to the videos in this section, audio tracks have been provided for the **Workbook** exercises.

Listening 3

Watch and write.

What are their names?

1. Nina is new. 2. They like soccer. 3. Now they will jog.

Circle T for true or F for false.

1. You are Nina. 2. You are Jared.

Skills Focus & Speaking

Listen, match, and write.

What do they like? How do they spell their names?

1. Jo [] [] 2. [] [] [] []

Speaking

Listen and say.

What's your name? My name is Riley Mills.
How do you spell that? My first name is R-I-L-E-Y. And my last name is M-I-L-L-S.
What grade are you in? I'm in third grade.

Say with a partner. Change the words above.

1. Karen Park 2. Reggie Walker 3. Monica Ivy

Skills Focus & Speaking

The last page summarizes and reviews what has been learned in the unit. The **Skills Focus** activity focuses on key sentence structures and serves as a mini-review while the **Speaking** section expands on the review and brings everything together.

1 Hello!

Match and say.

1. night 2. evening 3. jog 4. Canada

Follow and write.

I'm in _____ grade.

1. [] [] [] [] 2. [] [] [] [] 3. [] [] [] []

Circle and say.

1. Hi. My name is / am Katie. Hello. I'm Trevor. Are / What grade are you in? I'm in four / fourth grade.

2. Hi. How's / What's your name? I'm Joe Chatters. How's / What do you spell your first / last name? It's C-H-A-T-T-E-R-S.

Choose, write, and say. Some words will NOT be used.

grade last like first spell

1. My _____ name is Max. I like the park. Max Miller

2. My _____ name is Sands. I like selfies. Vera Sands

3. I _____ my name Y-O-O-D-N. I like soccer. Yoon Zhao

Workbook

The workbook provides four pages of additional practice per unit, and it can be completed as homework or in class. The first two pages of workbook activities review vocabulary and sentence structure.

The last two pages of the workbook review **Listening 1-3** and practice listening for details. Finally, at the bottom of the last page, students are asked to write about themselves. This activity helps students consolidate and personalize what they have learned.

Listen and write.

Girl: Hi, _____ Eve Bryant. E-V-E. Eve. B-R-Y-A-N-T. Bryant. your name?

Boy: My name is Nigel Voss.

Girl: How do you _____ that?

Boy: My first name is N-I-G-E-L. My _____ name is V-O-S-S.

Girl: Are you a new _____?

Boy: Yes. I'm from Canada.

Listen, write, and say.

Good _____ I'm Seth. It's S-E-T-H. My last _____ is Pacer. P-A-C-E-R. I'm in fourth _____ I have a _____ dog. His name is Hank. It's H-A-N-K. We like the park. We _____ and play. We also like selfies.

Write and say. Use your own information.

Hello! My first name is _____ My last name is _____ I'm in _____ grade. I like _____


Transcripts & Answer Key

Each book includes a full set of transcripts for the listening passages and an answer key for the practice activities.

Unit 1









Hello!

Warm Up

A Listen, read, and say.  Track 01



B Listen and say.  Track 02

1.  ☐ morning
2.  ☐ afternoon
3.  ☐ evening
4.  ☐ night
5.  ☐ grade
6.  ☐ name
7.  ☐ third
8.  ☐ fourth

C Listen to  Track 01 again. Check (✓) the words you hear.




A Listen and choose.

1.



2.



B Listen and write the letter (a-d).



Listening 1

Word Focus

Listen and say.



first name



last name



Canada



spell

A Listen and write.



1.



First Name E v e

Last Name B y t

2.



First Name g l

Last Name V s

B Listen again and complete the sentences.

1. ' your name?

2. How do you that?

3. you a new student?

Close Up

• What is → What's
What's your name?

• I am → I'm
I'm John.

• It is → It's
It's Jones.

Listening 2

Word Focus

Listen and say.



pet



like



jog




selfie

Listen and choose.



1. What goes here?



a.



b.



2. The boy's first name is _____.

a. Sam

b. Seth

c. Simon

3. He is in _____ grade.

a.

6th

b.

4th

c.

5th

Close Up

1st

first

2nd

second

3rd

third

4th

fourth

5th

fifth

6th

sixth



A Watch and write.



What are their names?



--	--	--	--	--



--	--	--	--

B Circle T for true or F for false.

1. Nina is new.

T

F

2. They like soccer.

T

F

3. Now they will jog.

T

F

C Watch and say the roles.



1. You are Nina.

2. You are Jarod.



Listen, match, and write.



What do they like? How do they spell their names?

1.



• a



• Ja



ki



2.



• b



•



ak



ta

Speaking

A Listen and say.



G: What's your name?

B: My name is **Riley Mills**.

G: How do you spell that?

B: My first name is **R-I-L-E-Y**. And my last name is **M-I-L-L-S**.

G: What grade are you in?

B: I'm in **third** grade.

B Say with a partner. Change the words above.

1.



2nd

Karen Park

2.



5th

Reggie Walker

3.



4th

Monica Ivy