



Nonfiction Reading Builder



Contents

Unit 1	Green Things	4
Unit 2	Glue	8
Unit 3	The Moon	12
Unit 4	Guess It!	16
Unit 5	Our Hair	20
Unit 6	Is It a Nut?	24
Unit 7	Living Here, Living There	28
Unit 8	Mountain Parts	32
	Review 1	36
Unit 9	Hot Enough	40
Unit 10	An Old Sport	44
Unit 11	Where Water Is	48
Unit 12	How Much?	52
Unit 13	Island People	56
Unit 14	Night Fliers	60
Unit 15	Artists and Art	64
Unit 16	Hello	68
	Review 2	72



Green Things

Track 3

Think

What is your favorite color?

Track 2

Key Words



bush



hide



leaf




wing



Key Structures

- bug's legs
- bug's head
- bug's wings

A close-up photograph of a large, vibrant green leaf with prominent veins. A small, green tree bug is perched on the left edge of the leaf, its body and legs blending with the leaf's color. The background is a soft-focus green, suggesting more foliage.

Trees and bushes have leaves.
Leaves on trees and bushes are green.
A bug on a tree's leaf is green.
The bug's legs are green like the leaf.
The bug's head is green like the leaf.
The bug's wings are green like the leaf.
The green bug hides well on the green leaf!

✓ Check It

Circle the body parts of the bug.

Read and Answer

Choose the best answer.

1 This reading is about

a. a green bug



b. a green bush



2 The bug is on the tree's

a. head

b. leaf

3 The bug well on the green leaf.

a. eats


b. hides



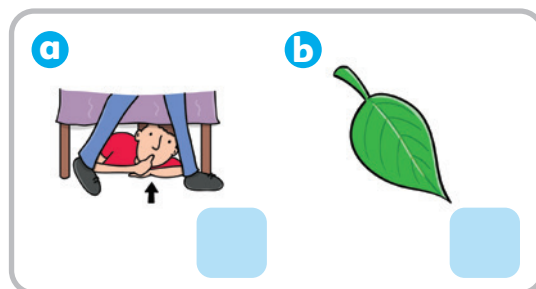
Say and Choose

Practice the word by saying it. Check (✓) the correct picture.

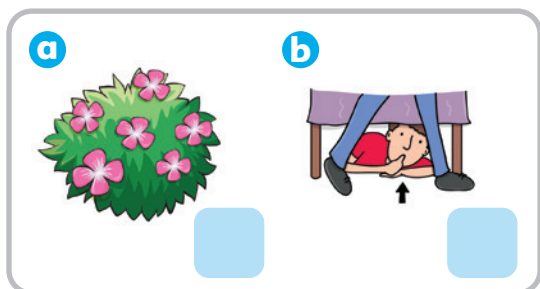
1 bush



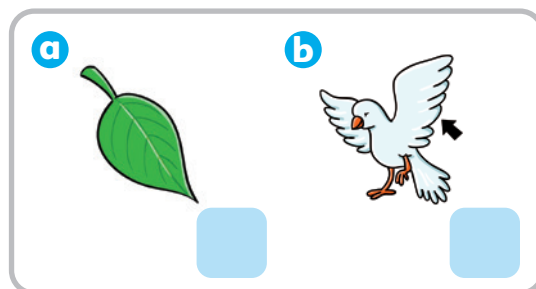
2 leaf



3 hide



4 wing



Match and Write

Match the parts to make complete sentences. Fill in the blanks.

bug's head green is leaf like tree's wings

1 A bug on a leaf • a green like the

2 The legs are • b like the leaf.


3 The bug's is • c green the leaf.

4 The bug's are • d green.



Show and Tell

Use the pictures to practice speaking with a partner.



1 What color is the bug?

2 The bug is

3 Where can it hide well?

4 It can hide well on a



Review 1

Vocabulary Review

A Circle one word for each photo.

1



arms
legs
wings

2



top
face
bottom

3



bushes
grass
seas

4



air
fire
water

5



apartment
farm
house

6



beans
flour
walnuts

B Match the meaning to the correct word or phrase.

1

a plant like a small tree

•

• **a** side

2

the top of a mountain

•

• **b** glue

3

not as heavy as

•

• **c** lighter

4

what grows on your head

•

• **d** peak

5

the part between top and bottom

•

• **e** bush

6

something used to put things together


•

• **f** hair

Reading Review

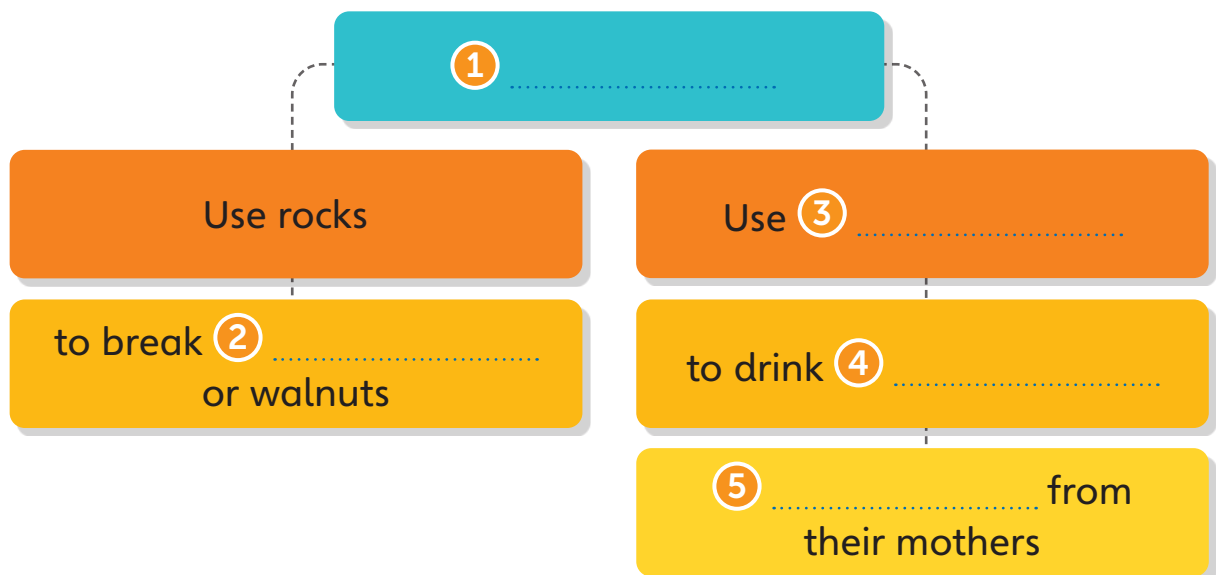
- A** Read the passage. Then write one word to complete the topic of the reading.

Chimpanzees do interesting things.
They use rocks or parts of plants to help them.
They can break peanuts or walnuts with rocks.
They can drink water using leaves.
How do they drink with a leaf?
A chimpanzee can use a leaf like a spoon.
Baby chimpanzees actually learn this from their mothers.
These are smart animals!



Topic of the Reading: How Use Things

- B** Fill in the blanks using words from the reading.



Speaking Review

A Circle the correct words to complete the dialog. Then practice it with a partner.


A: Is this your first time playing **1** (baseball / golf)?

B: Yes, it is. Am I doing this right?

A: Your **2** (arms / wings) are not quite right. Look at mine. Try to hit the ball like this.

B: Oh! That is better. I made a **3** (round / smooth) hit that time.

A: Yes, but it was a little hard. Try to use a **4** (quieter / lighter) tap when you're close to the **5** (hole / spoon).



B Talk with a partner. Ask and answer the questions below.

- 1** What is good about living in the country?
- 2** How are pine trees not like other trees?
- 3** Can you name three kinds of beans?

Writing Review

Complete the sentences using information from Units 1 through 8 or your own ideas.

- 1** A green bug hides well
- 2** To make glue, mix
- 3** On the moon, you can find
- 4** The peak of a mountain is

Fun Review

Play the game in pairs or small groups.

- 1 Choose another player. Play “Rock, Paper, Scissors” three (3) times.
→ How many times did you win? Move that many squares.
- 2 Is there a picture on the square? If so, say a sentence in English about the picture.
→ Is your sentence correct? Stay on the square.
→ Is your sentence incorrect? Move back to where you started your turn.

